

AirGate



Application

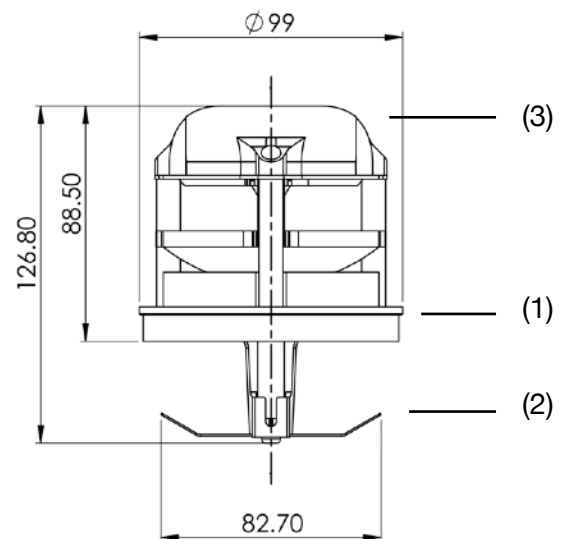
AirGate is a control unit for measuring temperature, humidity, air quality and volume flow in residential ventilation systems. It is installed in air distribution boxes - by adjusting the disc, the air flow can be continuously regulated.

In combination with the volume flow measurement, a pressure-independent control valve is created.

AirGate can only be used in combination with a FlatMaster (supply and control). It has two RJ12 connections so that up to 16 AirGates can be connected in line.

Specifications

Measured value	Range	Accuracy
Temperature	0 ..40°C	±0.4 °C
Air humidity	0...100% rF	±4% rF
Air quality (VOC)	0...2000	-
Flow rate	0..60 m3/h	±8%
Aperture	0..40 mm	±0.5 mm
Power supply	24V	
Communication	SAG-Bus*	



*Simple AirGate Bus

Installation

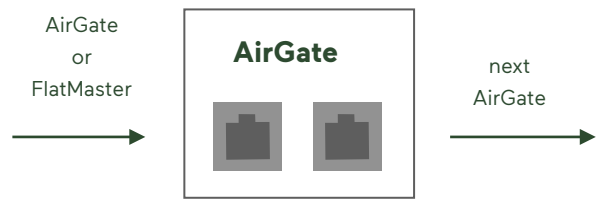
The AirGate is pushed into the air duct in the air distribution box until the sealing lip (1) seals the airlock. The spring (2) thereby gets hooked into the profile of the air tube (ø78-82 mm/3.0-3.2').

The connecting cable (3) is then plugged either into the FlatMaster or into an upstream AirGate. Up to 16 devices can be connected in line.

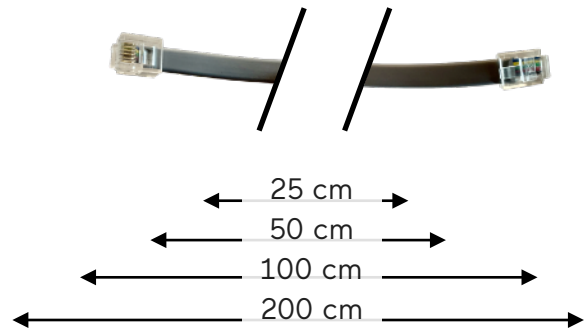


Connection

The AirGates are connected in line with each other and a FlatMaster via a six-pin cable. It conducts power supply (24V/GND) and communication lines.



Therefore a pre-fabricated 25 cm (10') cable (RJ12) is included. For other installations the following connection lengths are available: 25, 50 100 and 200 cm (10, 20, 40 and 80').



Commissioning

AirGate is put into operation via the FlatMaster and the corresponding app. More detailed information can be found in the operating instructions.

The app is free of charge and is automatically updated when a new version is available. It can also be used to load new software onto AirGates.

